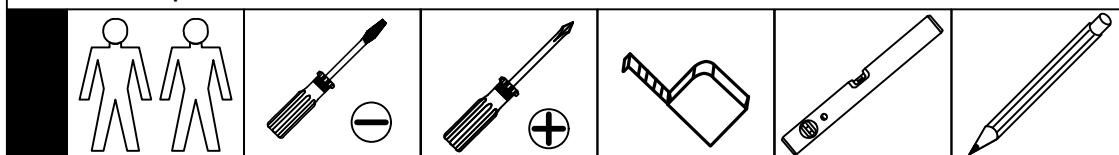
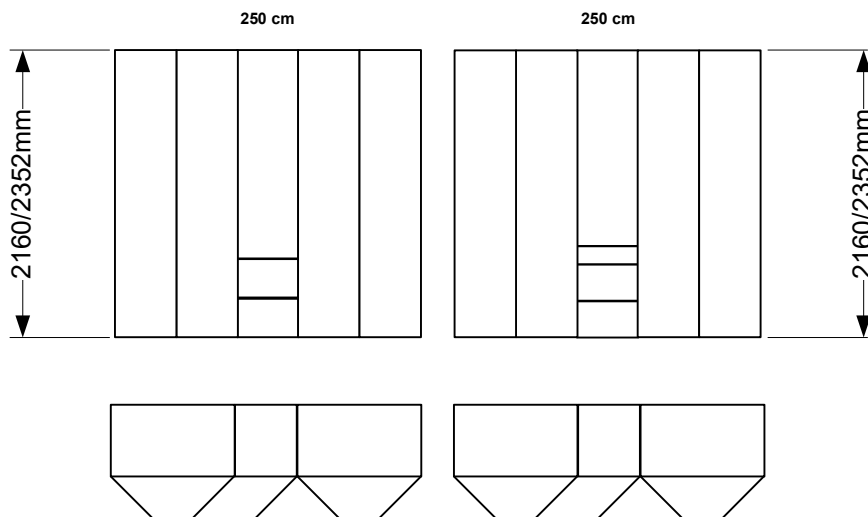


992407

WIEMANN 

D - Beispiel
GB – example
FR – exemple
NL - voorbeeld
CZ – příklad
SLO – primer
H - példa
RO - Exemplu
I - Esempio
RUS – например
TR - Örnek
PL - Próbką
E – Ejemplo
P - Exemplo



Deutsch – Alle Pakete öffnen und alle Aufbauanleitungen und Sicherheitshinweise lesen. Fachkundige Montage erforderlich. Unsachgemäße Montage kann zu Unfällen führen. Möbel/Gegenstand könnte kippen oder umfallen. **WICHTIG!** Achten Sie darauf, dass Sie Schrauben/Beschläge entsprechend der Wand-/Deckenbeschaffenheit und mit ausreichender Tragfähigkeit verwenden. Erkundigen Sie sich ggf. beim Eisenwarenfachhandel.

Română - Deschideți toate ambalajele și citiți toate instrucțiunile de asamblare și instrucțiunile de siguranță. Este necesară o asamblare calificată. O asamblare necorespunzătoare poate duce la accidente. Mobilă/obiectul s-ar putea răsturna sau cădea. **IMPORTANT!** Asigurați-vă că folosiți șuruburi/fitinguri adecvate pentru perete/plafon și că au o capacitate portantă suficientă. Dacă este necesar, interesați-vă la un magazin de feronerie.

Magyar - Nyissa ki az összes csomagot, és olvassa el az összes összeszerelési útmutatót és biztonsági utasítást. Szakképzett összeszerelés szükséges. A nem megfelelő összeszerelés balesethez vezethet. A bútor/tárgy felborulhat vagy eleshet. **FONTOS!** Ügyeljen arra, hogy a falhoz/mennyezethez megfelelő és megfelelő teherbírású csavarokat/szerelvényeket használjon. Szükség esetén érdeklődjön egy barkácsruházban.

Italiano - Aprire tutte le confezioni e leggere tutte le istruzioni di montaggio e di sicurezza. È necessario un montaggio esperto. Un montaggio non corretto può causare incidenti. Il mobile/oggetto potrebbe ribaltarsi o cadere. **IMPORTANT!** Assicurarsi di utilizzare viti/raccordi adatti alla parete/soffitto e con una capacità di carico sufficiente. Se necessario, rivolgersi a un ferramenta.

Português – Abrir todas as embalagens e ler todas as instruções de montagem e de segurança. É necessária uma montagem competente. Uma montagem incorrecta pode provocar acidentes. O móvel/objeto pode tombar ou cair. **IMPORTANTE!** Certifique-se de que utiliza parafusos/conexões adequados à parede/teto e com capacidade de carga suficiente. Se necessário, informe-se numa loja de ferragens.

Français - Ouvrir tous les paquets et lire toutes les instructions de montage et les consignes de sécurité. Montage par un spécialiste nécessaire. Un montage non conforme peut entraîner des accidents. Le meuble/l'objet pourrait basculer ou tomber. **IMPORTANT!** Veillez à utiliser des vis/ferrures adaptées à la nature du mur/plafond et présentant une capacité de charge suffisante. Le cas échéant, renseignez-vous auprès d'une quincaillerie spécialisée.

Česky - Otevřete všechna balení a přečtěte si všechny montážní a bezpečnostní pokyny. Je nutná kvalifikovaná montáž. Nesprávná montáž může vést k nehodám. Nábytek/předmět by se mohl převrátit nebo spadnout. **DŮLEŽITÉ!** Dbejte na to, abyste použili šrouby/kování, které jsou vhodné pro stěnu/strop a mají dostatečnou nosnost. V případě potřeby se informujte v železářství.

Español - Abra todos los paquetes y lea todas las instrucciones de montaje y de seguridad. Se requiere un montaje cualificado. Un montaje incorrecto puede provocar accidentes. El mueble/objeto podría volcar o caerse. **¡IMPORTANTE!** Asegúrese de utilizar tornillos/herrajes adecuados para la pared/techo y con suficiente capacidad de carga. En caso necesario, infórmese en una ferretería.

English - Open all packages and read all assembly instructions and safety instructions. Skilled assembly required. Improper assembly can lead to accidents. Furniture/object could tip or fall over. **IMPORTANT!** Make sure that you use screws/fitings that are suitable for the wall/ceiling and have sufficient load-bearing capacity. If necessary, enquire at a hardware store.

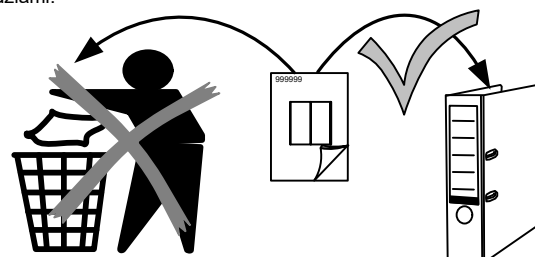
Nederlands - Open alle verpakkingen en lees alle montage- en veiligheidsinstructies. Vakkundige montage vereist. Onjuiste montage kan leiden tot ongelukken. Meubels/voorwerpen kunnen kantelen of omvallen. **BELANGRIJK!** Zorg ervoor dat je schroeven/bslag gebruikt die geschikt zijn voor de muur/het plafond en voldoende draagkracht hebben. Informeer indien nodig bij een ijzerhandel.

Polski – Otwórz wszystkie opakowania i przeczytaj wszystkie instrukcje montażu i instrukcje bezpieczeństwa. Wymagany jest wykwalifikowany montaż. Nieprawidłowy montaż może prowadzić do wypadków. Meble/przedmioty mogą się przewrócić lub spaść. **WAŻNE!** Upewnij się, że używasz śrub/złączek, które są odpowiednie do ściany/sufitu i mają wystarczającą nośność. W razie potrzeby należy skontaktować się ze sklepem z narzędziami.

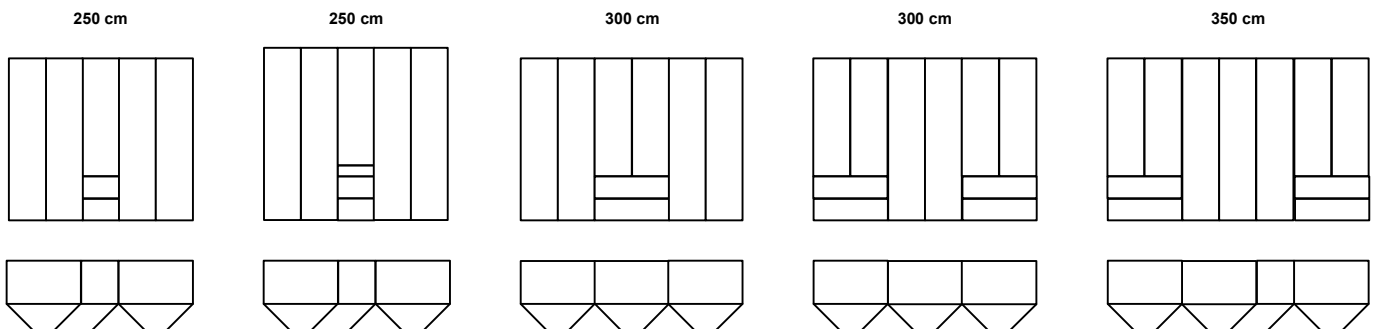
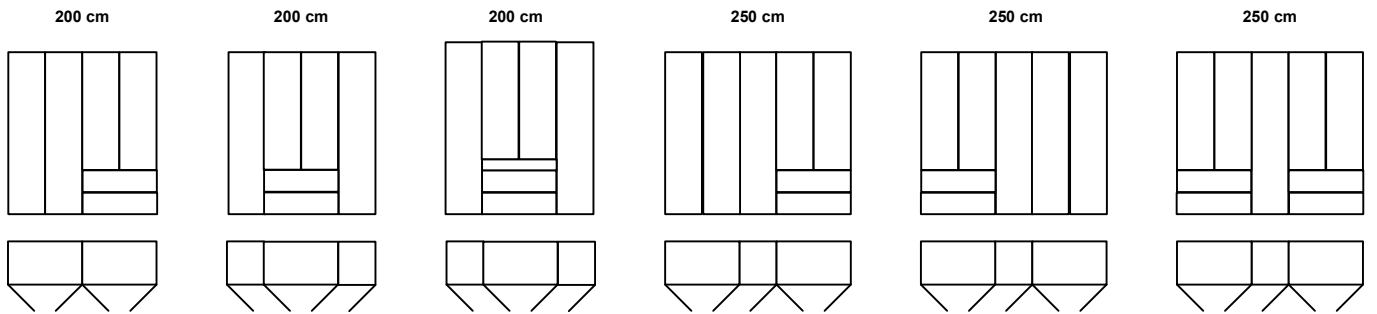
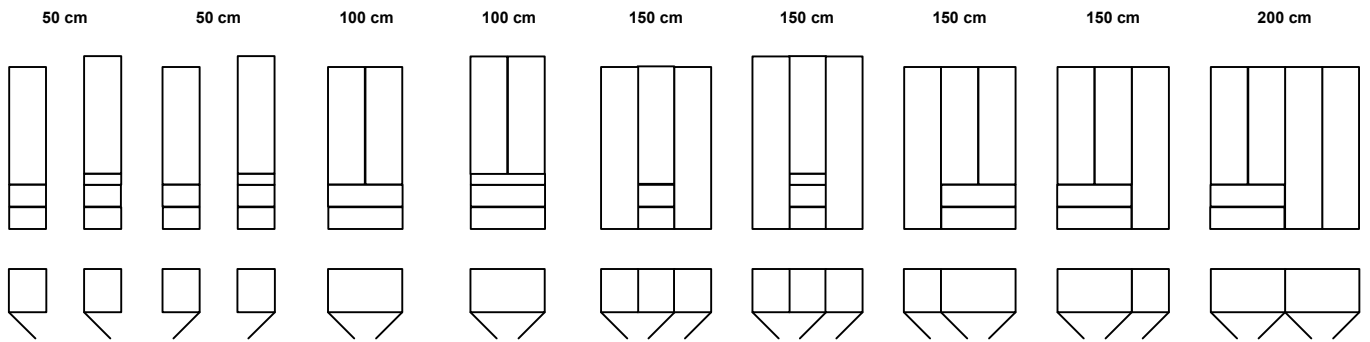
Türkçe - Tüm paketleri açın ve tüm montaj talimatlarını ve güvenlik talimatlarını okuyun. Nitelikli montaj gereklidir. Yanlış montaj kazalara yol açabilir. Mobilya/nesne devrilebilir veya düşebilir. **ÖNEMLİ!** Duvara/tavana uygun ve yeterli yük taşıma kapasitesine sahip vidalar/ bağlantı parçaları kullandığınızdan emin olun. Gerekirse bir hırdavatçıdan bilgi alın.

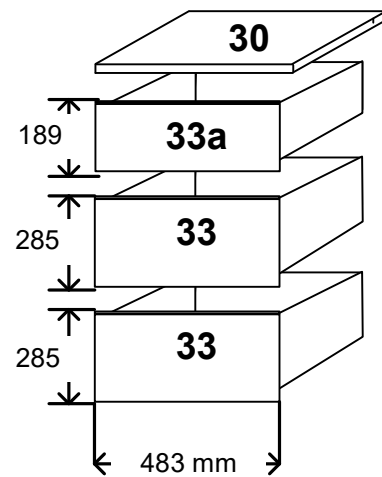
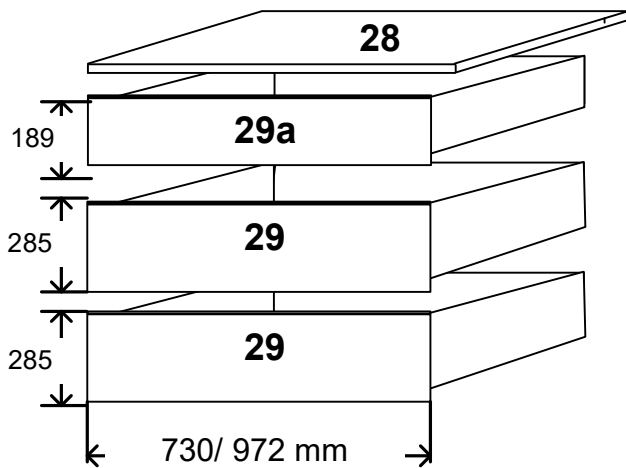
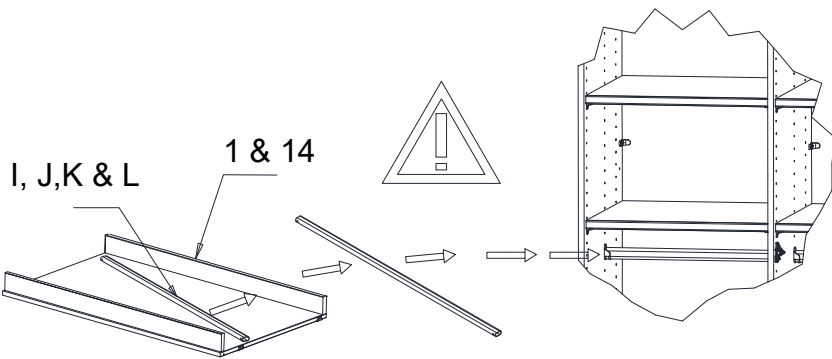
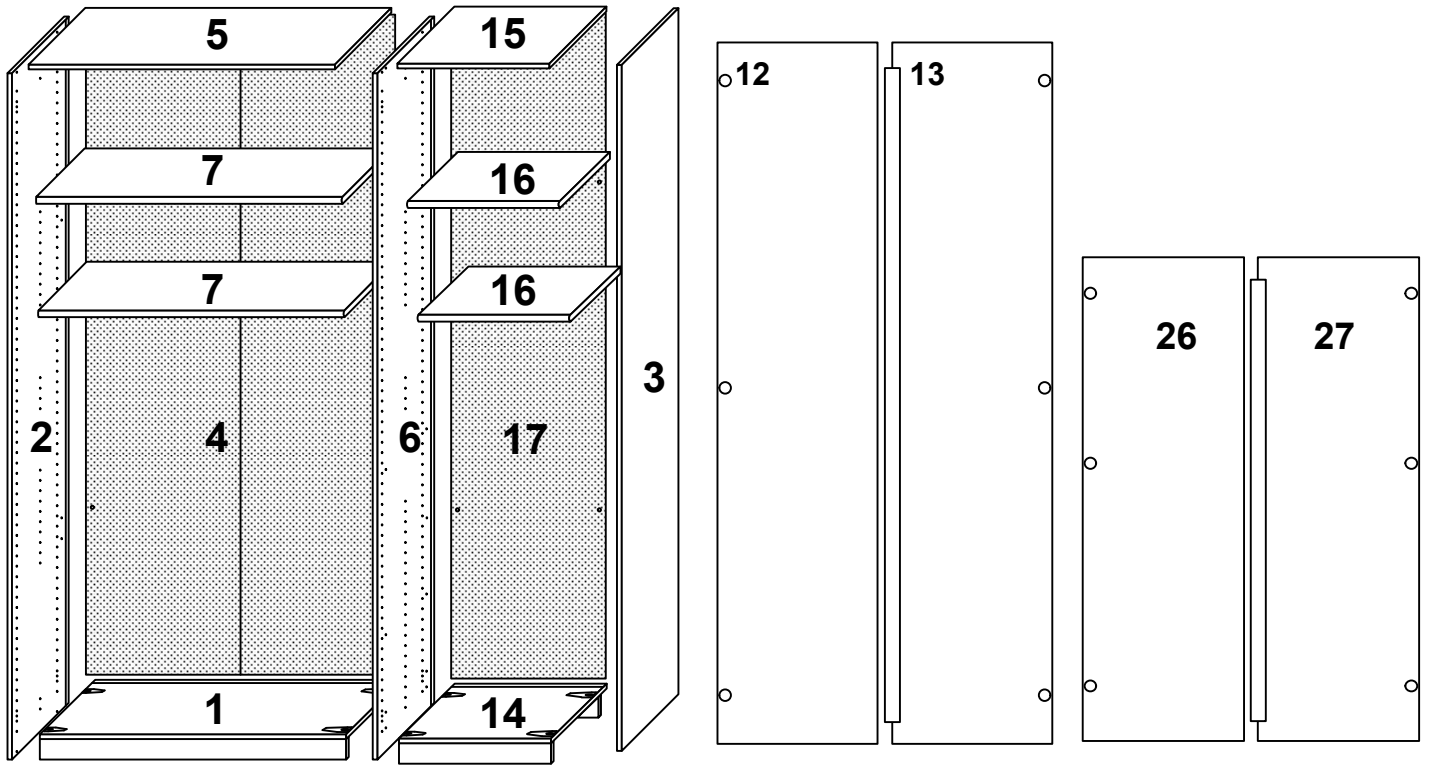
Slovensky - Odprite vse pakete in preberite vsa navodila za montažo in varnostna navodila. Potrebno je kvalificirano sestavljanje. Nepravilna montaža lahko privede do nesreč. Pohoštvo/predmet se lahko prevrne ali pade. **POMEMBNO!** Prepričajte se, da uporabljate vijake/priključke, ki so primerni za steno/strop in imajo zadostno nosilnost. Po potrebi se pozanimajte v trgovini s strojno opremo.

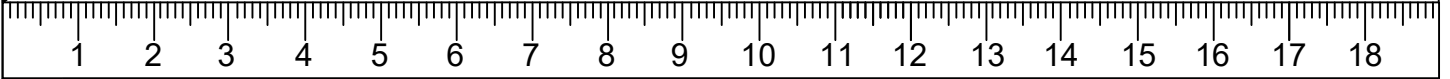
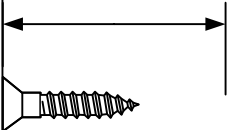
Русский - Вскройте все упаковки и ознакомьтесь со всеми инструкциями по сборке и правилами техники безопасности. Требуется квалифицированная сборка. Неправильная сборка может привести к несчастным случаям. Мебель/предмет может опрокинуться или упасть. **ВАЖНО!** Убедитесь, что используемые винты/фурнитура подходят для стены/потолка и обладают достаточной несущей способностью. При необходимости обратитесь в хозяйственный магазин.





992407





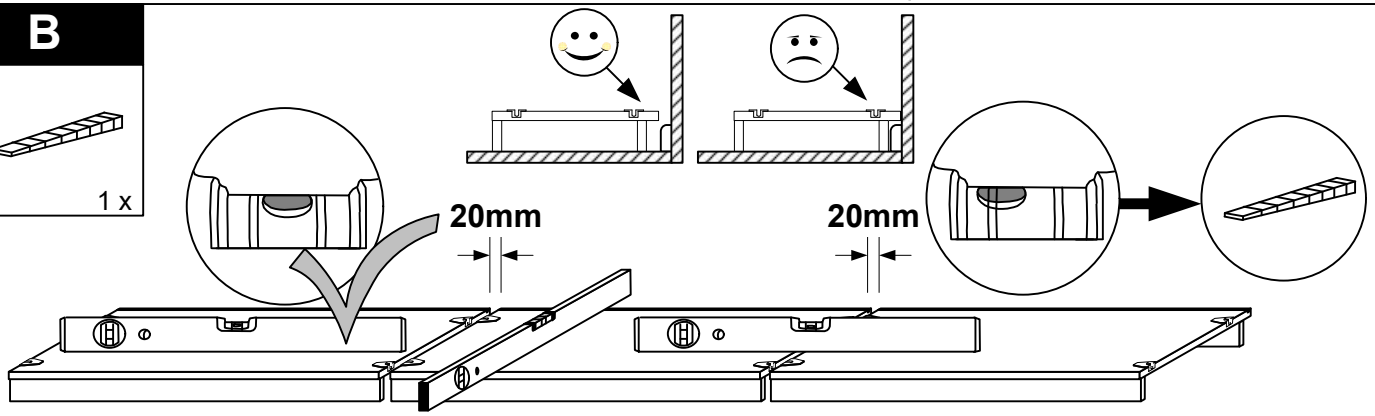
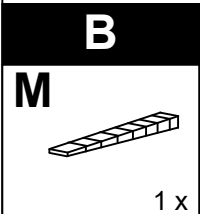
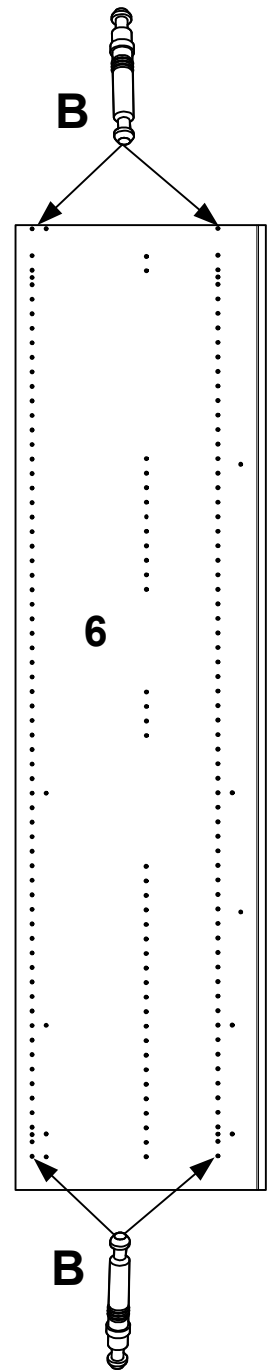
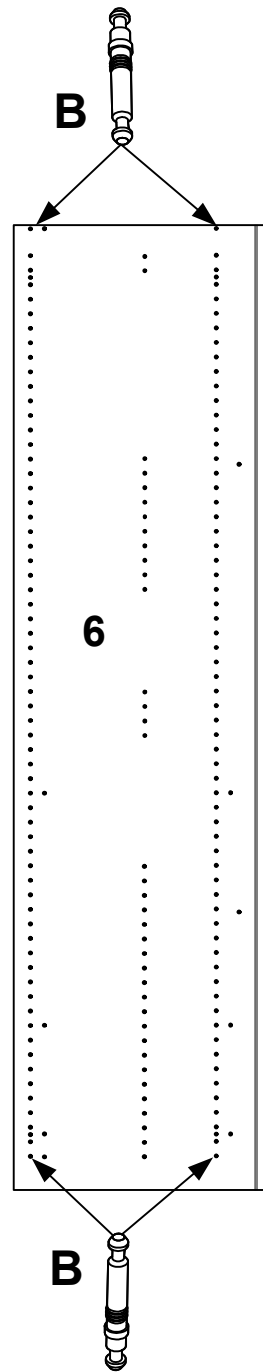
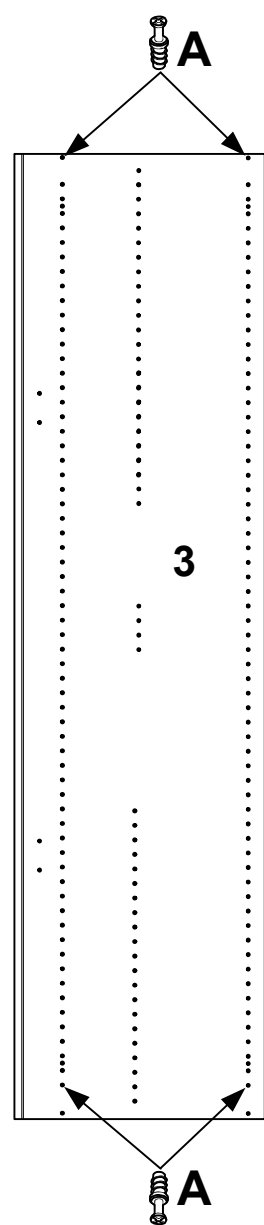
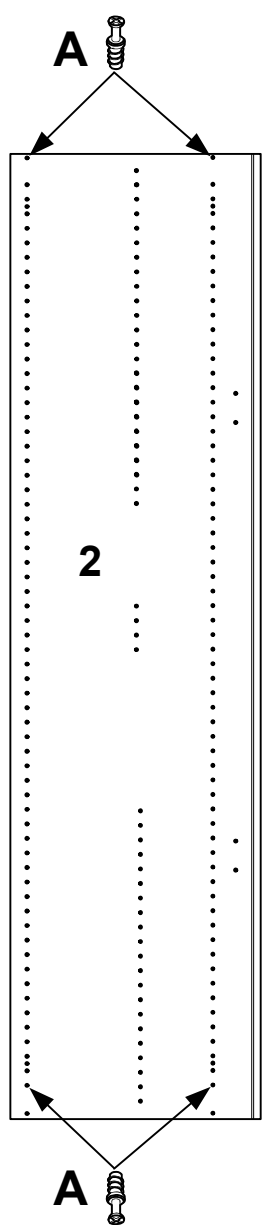


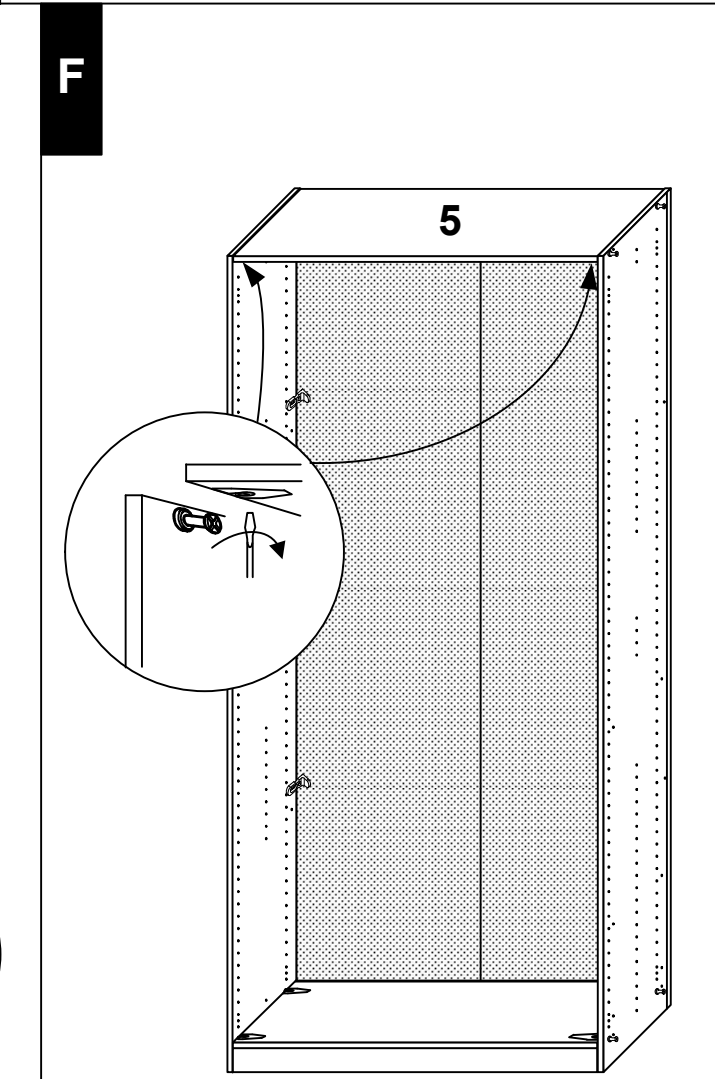
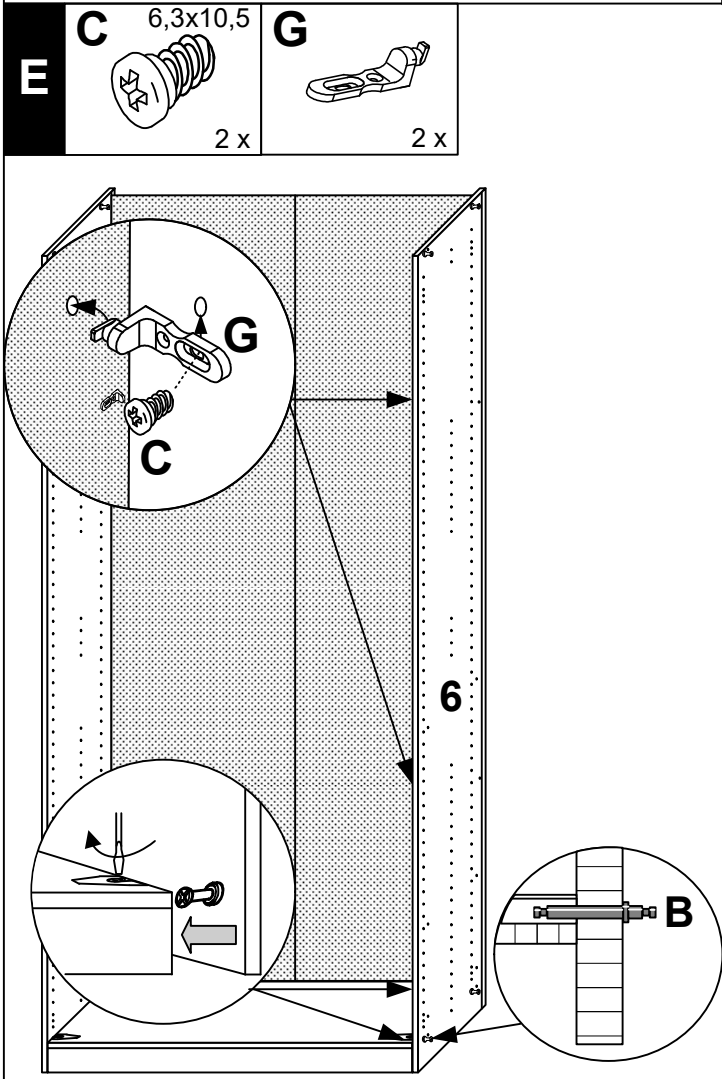
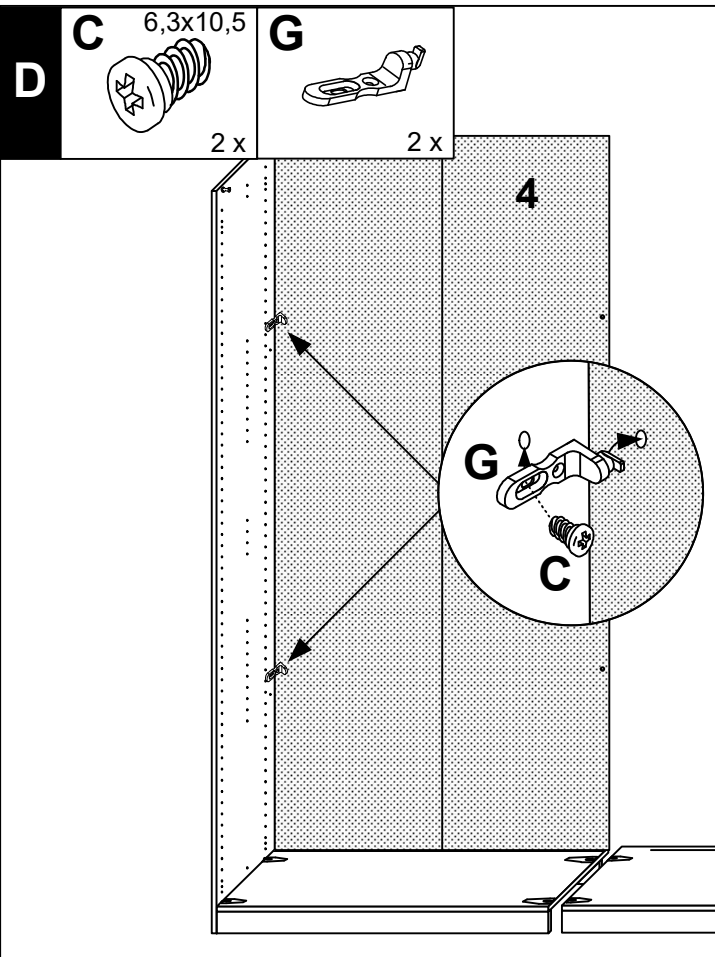
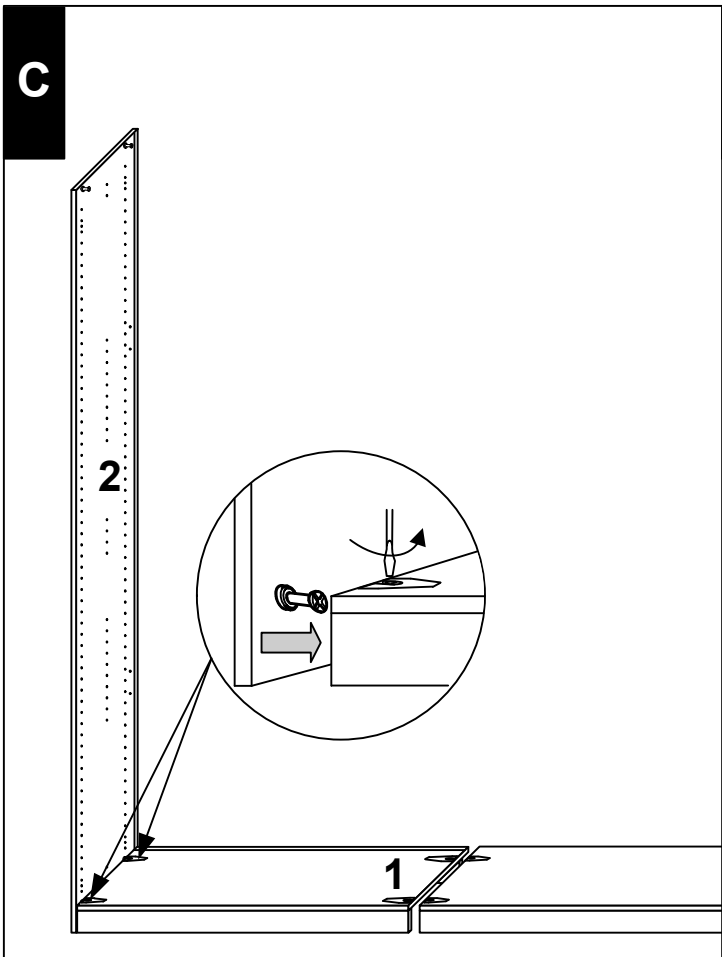
A 111 229	B 111 235	C 6,3x10,5 112 055	D 111 610	E 3,5x15 121 370	F 111 613	G 111 611
H 117 031	I 117 035	J 46,8 cm 117 036	M 111 067	N 112 320	O D6 112321	P 4,0x14 121 135
Z 111 036	AA 4,5 x 15 121 098	AB 112 521	AC 6,3x11 121 167	AD M4x8 111 014	AE M4 113 809	AF 3,5x30 121 097

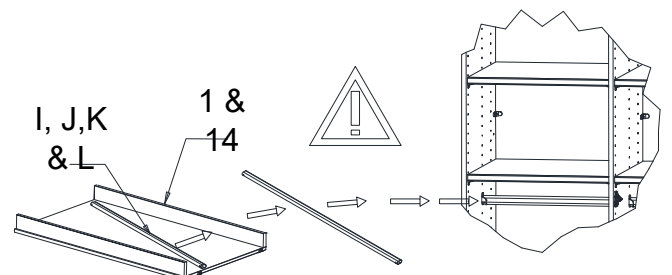
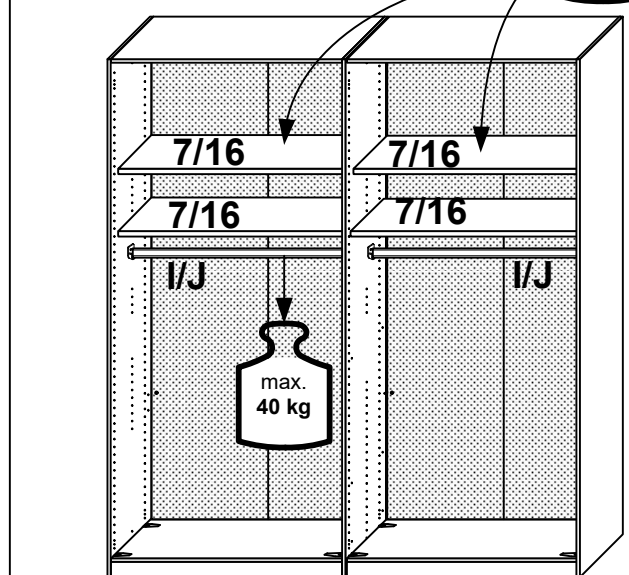
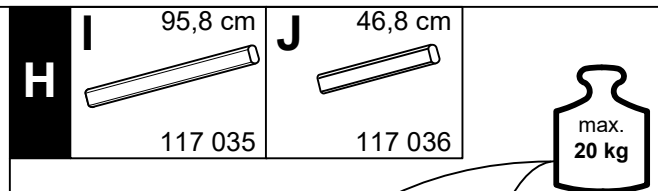
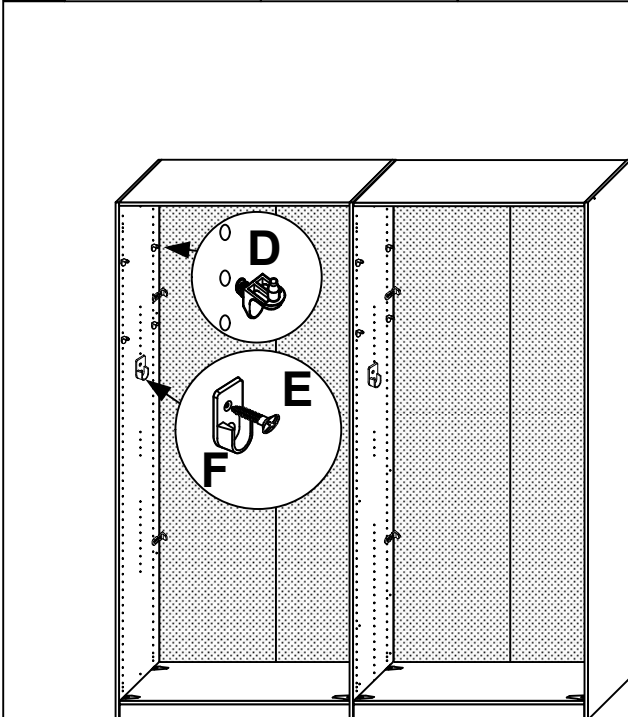
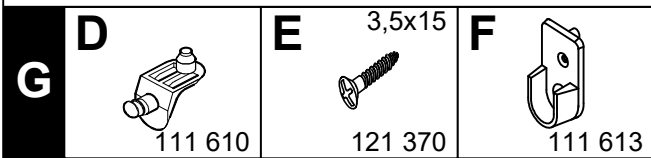
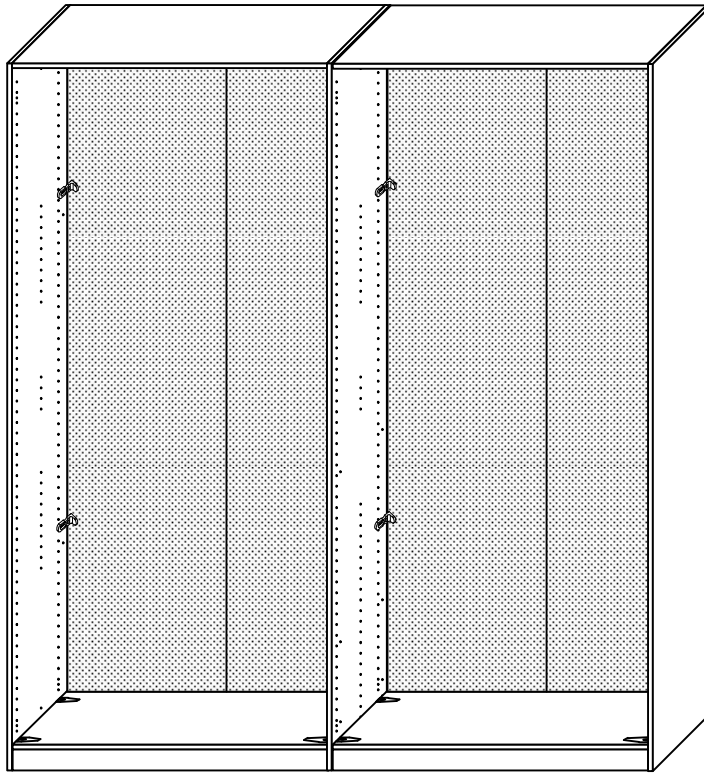
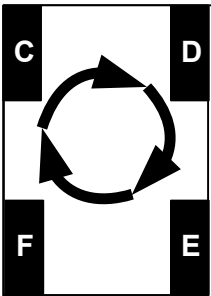


Auftrag/Order-No./
No. de Commande
Kunde/ Customer/
Client

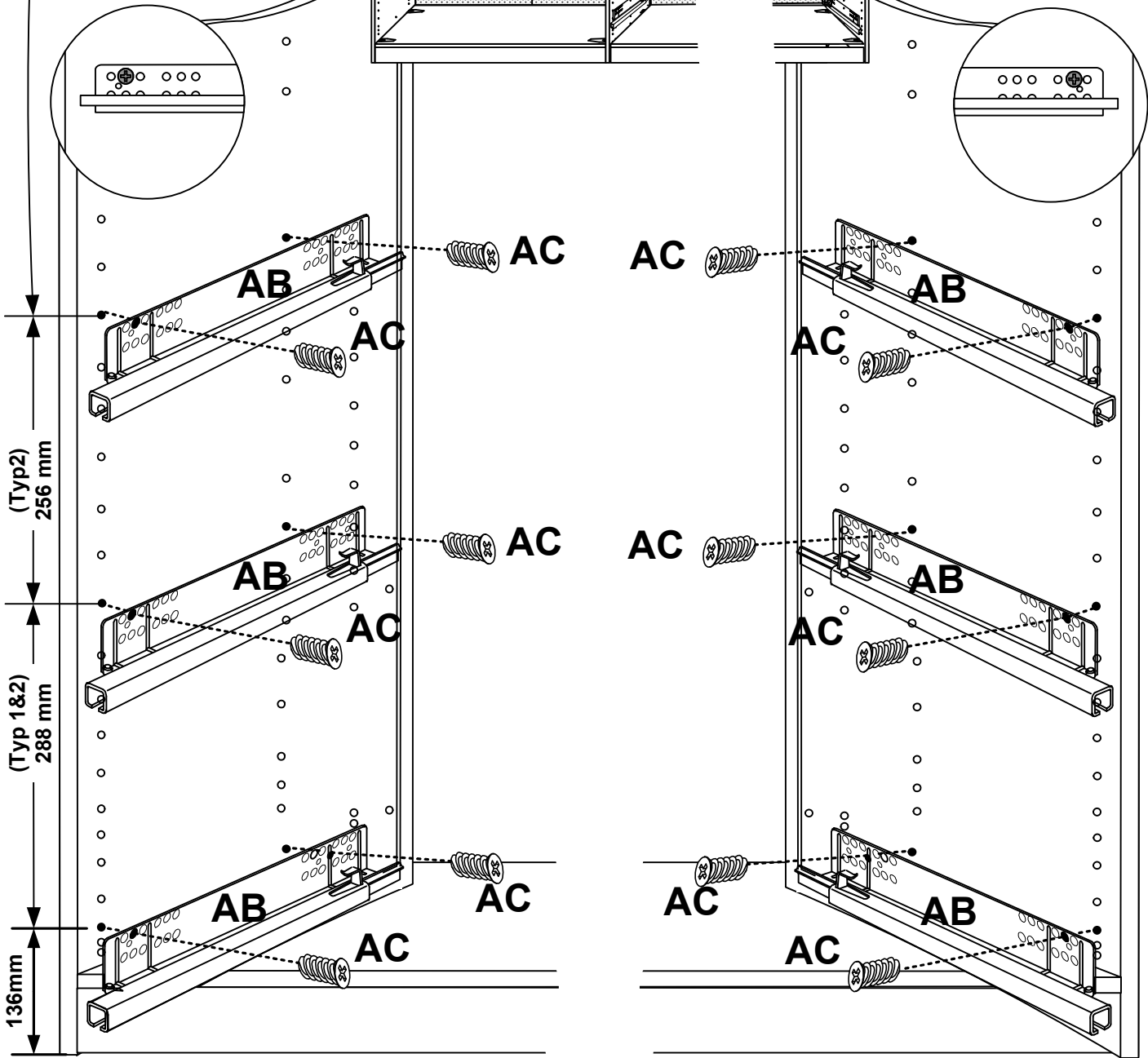
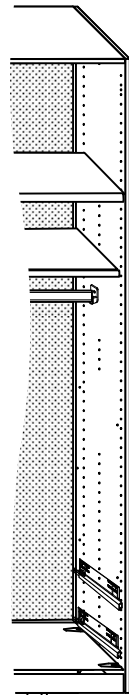
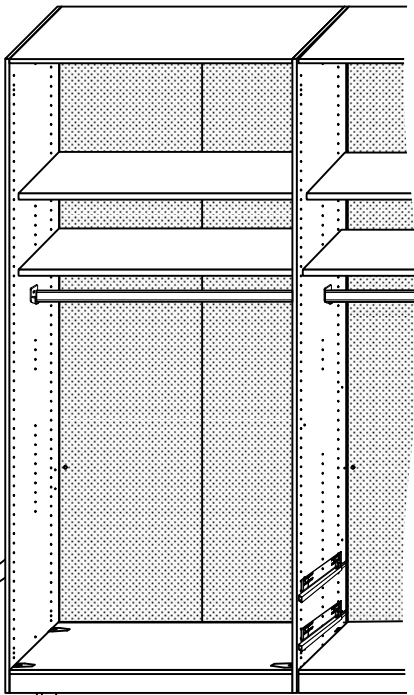
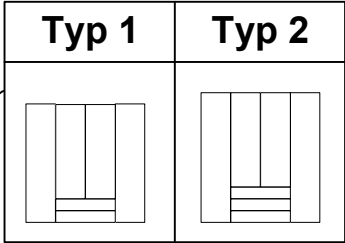
A		A		B	
			111 229		111 235
	ca. 100 cm	8 x		0 x	
	ca. 150 cm	8 x		4 x	
	ca. 200 cm	8 x		4 x	
ca. 300 cm	8 x		8 x		

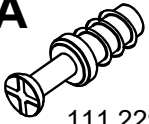






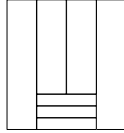
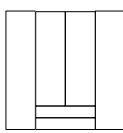
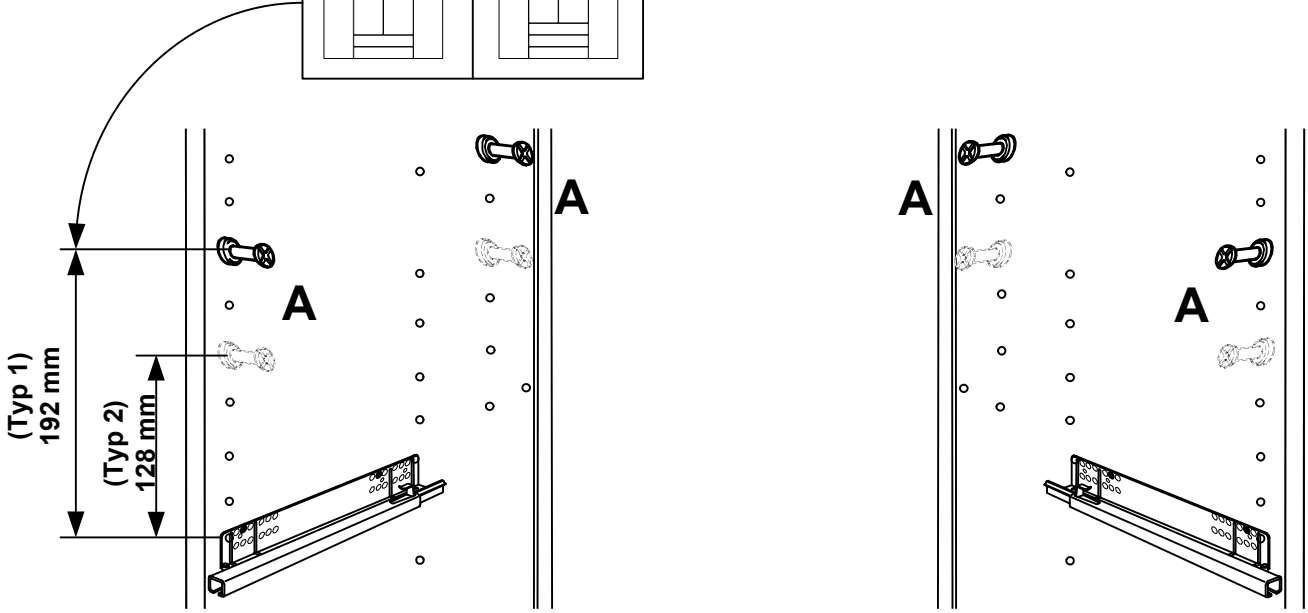
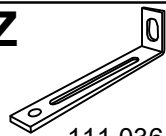
AB 112 521 2-3 x	AC 6,3x11 121 167 8-12 x
-------------------------------	---------------------------------------



J**A**

111 229

4 x

Typ 1**Typ 2**(Typ 1)
192 mm(Typ 2)
128 mm**K****Z**

111 036

2 x

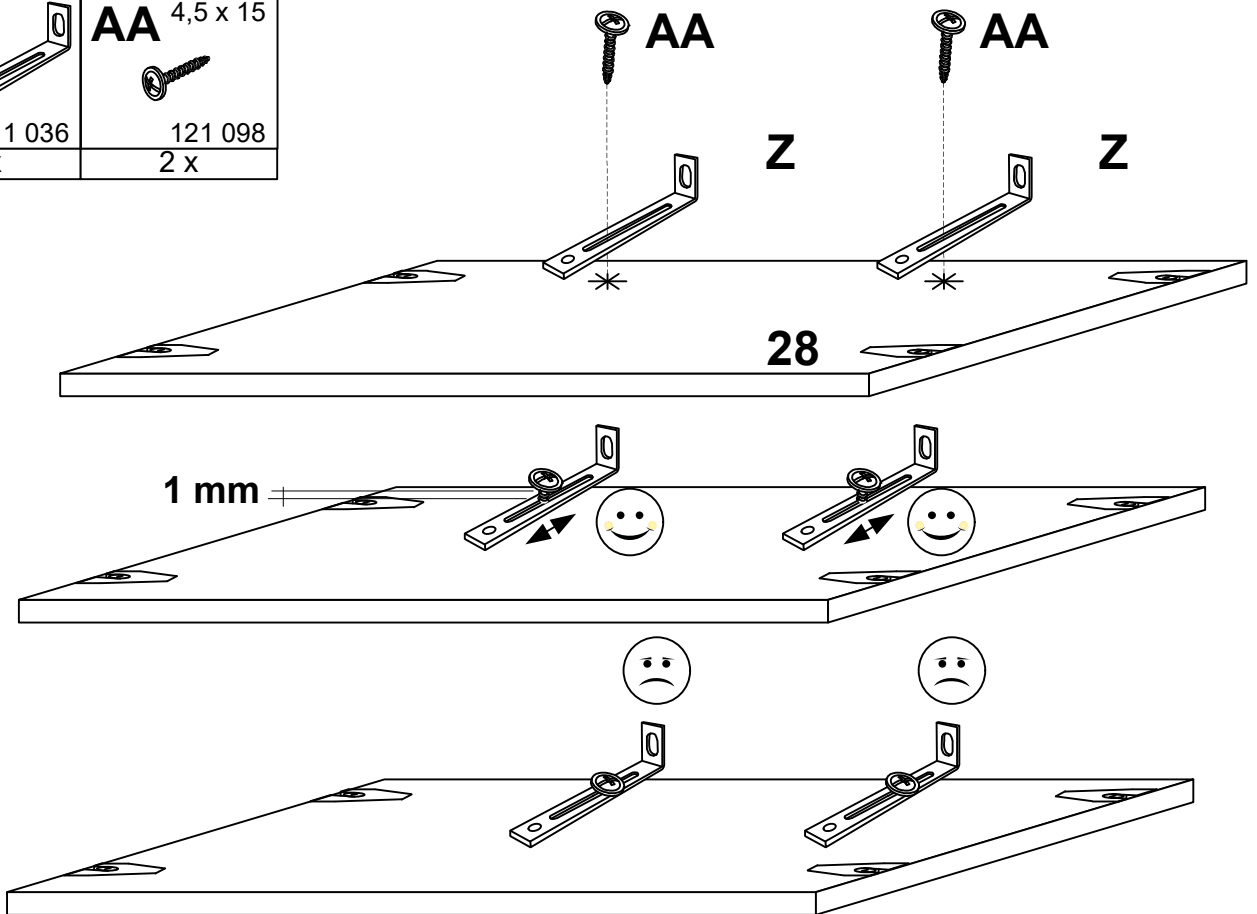
AA

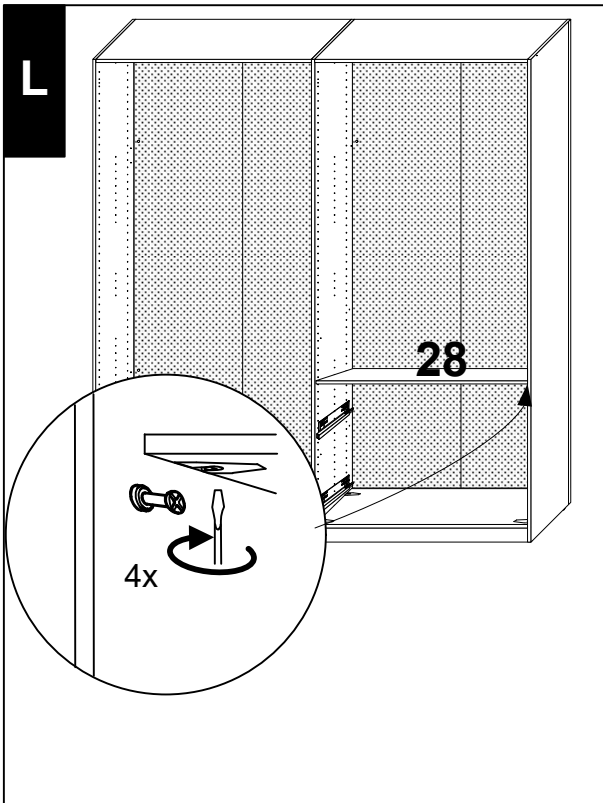
4,5 x 15



121 098

2 x

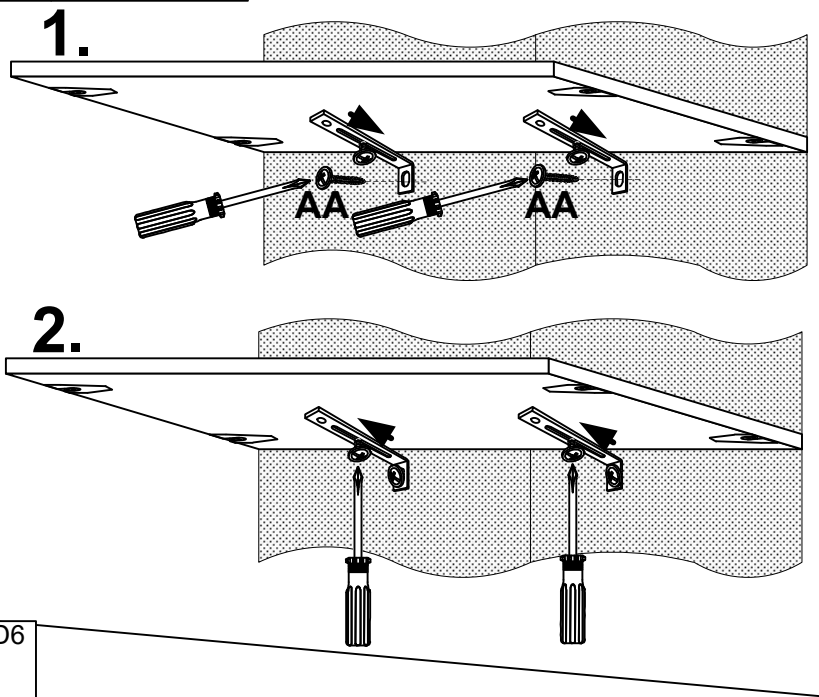




M

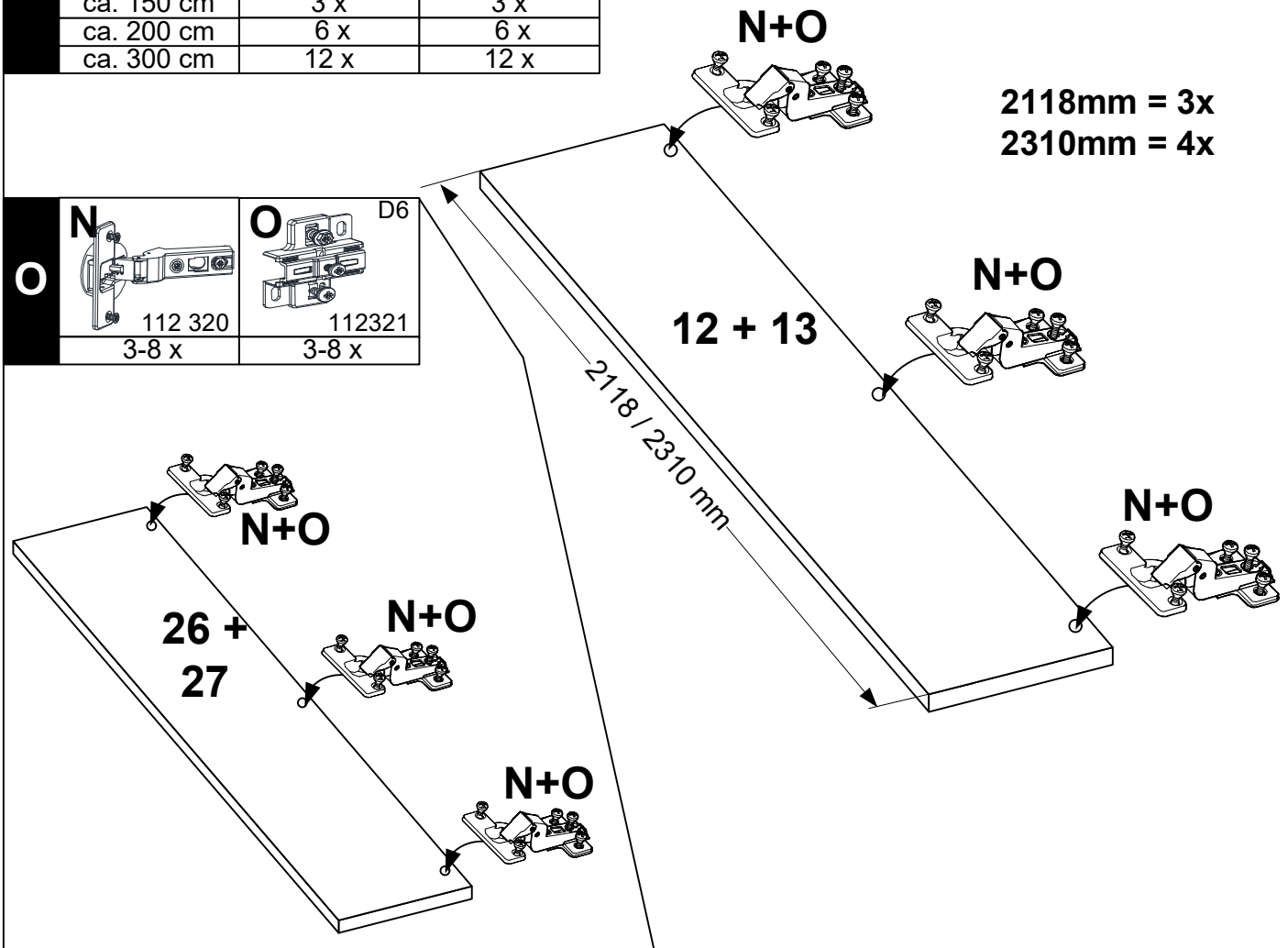
AA 4,5 x 15

121 098
2 x



N	N		O D6	
	ca. 100 cm	0 x	0 x	0 x
	ca. 150 cm	3 x	3 x	3 x
	ca. 200 cm	6 x	6 x	6 x
	ca. 300 cm	12 x	12 x	12 x

O	N		O D6	
	112 320	112321	3-8 x	3-8 x



P 4,0x14
P 121 135

